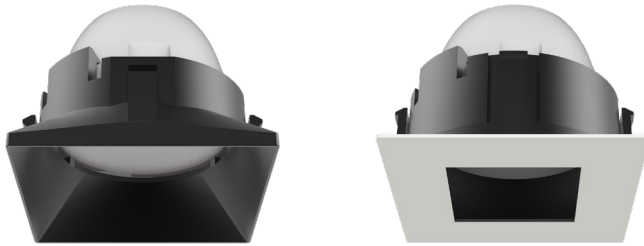


Alpine Micro, Astro Micro

A2RU-D57M, A2RU-P57M - Square Downlight and Pinhole



Fixture Type:

Catalog Number:

Project:

Location:

PRODUCT DESCRIPTION

Minuscule and mighty, peerless and powerful, the new potent Alpine/Astro Micro launches into the light. An engineering recessed marvel for next generation futurists. Sublime and serviceable, it's an icon for the ages. Alpine Micro breaks the mold with robust illumination from a diminutive aperture, for a clean, quiet ceiling.

FEATURES

- Robust lumen output from 1" or 1/2" aperture
- Low glare for good visual comfort
- Field changeable beam angle with reflectors provided
- Low profile housing for installation in shallow plenums
- 5 year warranty

SPECIFICATIONS

Construction:	Injection molded polycarbonate low glare trim
Dimming:	100% - 1% ELV, TRIAC and 0-10V
Input Power:	11W
Light Source:	High output COB LED rated life of 50,000 hours
Finish:	Black, Gold, Haze, White
Ceiling thickness:	1/2" - 2"
Standards:	ETL & cETL Wet location listed, IC rated Airtight Title 24 JA8 Compliant

Trims (Order Housing and Power Supply Separately)

	Model	Beam	Color Temp	CRI	Lumens	CBCP	Finishes
	A2RU-D57M Square Downlight Trimless Static CCT: N, F, W beam reflectors included Dim-to-Warm: F, W beam reflectors included	N 26°	2700K 3000K 3500K 4000K	90	850 910 975 1040	2735 2940 3145 3350	BK GL HZ WT Black Gold Haze White
		F 36°	2700K 3000K 3500K 4000K 3000K - 1800K (DW)	90	885 950 1020 1085 790	2275 2445 2620 2790 2095	
		W 55°	2700K 3000K 3500K 4000K 3000K - 1800K (DW)	90	770 830 885 945 735	725 780 835 890 665	
	A2RU-P57M Square Pinhole Static CCT: N, F beam reflectors included Dim-to-Warm: F beam reflector included	N 26°	2700K 3000K 3500K 4000K	90	515 550 590 630	2210 2375 2545 2710	BK WT Black White
		F 32°	2700K 3000K 3500K 4000K 3000K - 1800K (DW)	90	545 585 625 665 530	1830 1965 2105 2240 1730	

A2RU-_-_-_-_-

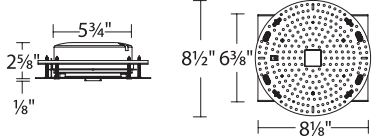
Example: **A2RU-D57M-WT**

Please see next page for housing and power supply units (required)

Alpine Micro, Astro Micro

A2RU-D57M, A2RU-P57M - Square Downlight and Pinhole

Housing (Required) - Order separately from trims

	Model	Forward Voltage	Max. Driver Current	Power	Color Temp	CRI
	A2RU-457 Square Trimless IC-Rated, Airtight	18V	600mA	11W	27 2700K	90
					30 3000K	
					35 3500K	
					40 4000K	
					DW 3000K - 1800K	

A2RU-457-___




Example: **A2RU-457-30**

Frame-In Kit (Optional) - Order separately from housings

	Model	Description
	A2RU-167	Frame-In kit for new construction installations

Example: **A2RU-167**

Remote Power Supply (Required) -
Order separately from trims and housings

	Model	Input	Output	Max # of fixtures per channel	Dimmable	
	A2D60-0600A1*	120V - 277V	1 Channel UL Class 2	1 per Channel	100%-1% ELV, TRIAC, 0-10V	8 3/4" x 2" x 1 3/8"
	A2D60-0600A6	120V - 277V	6 Channels UL Class 2	1 per Channel	100%-1% ELV, TRIAC, 0-10V	10 7/8" x 3 7/8" x 1 3/8"
	A2D20-BK*	120V	4 Channels UL Class 2	Up to 2 per Channel	100%-1% DMX 512-A, DMX 512	12 7/16" x 9 1/8" x 2 7/8"
	A2D40-BK*	120V	8 Channels UL Class 2	Up to 2 per Channel	100%-1% DMX 512-A, DMX 512	12 7/16" x 14 15/16" x 2 7/8"

Example: **A2D60-0600A6**

* Not compatible with "DW" (Dim-to-Warm) housing.

Home-run wiring. Recommended maximum distance between power supply and compatible light fixture is shown in below table:

	18 AWG	16 AWG	14 AWG	12 AWG
Maximum distance between power supply and light fixture	100 ft	150 ft	200 ft	250 ft

Accessory (Sold Separately)

	Model	Description
	A2RU-TOOL	Service tool for removing trim and light engine

Example: **A2RU-TOOL**

aispire.com

Phone (800) 526.2588

Fax (800) 526.2585

Headquarters, East Manufacturing Facility

44 Harbor Park Drive

Port Washington, NY 11050

South East Manufacturing Facility

1600 Distribution Ct

Lithia Springs, GA 30122

Central Manufacturing Facility

1700 South J Elmer Freeway, Ste

100 Cedar Hill, TX 75104

West Manufacturing Facility

1750 S Archibald Ave

Ontario, CA 91761