


# Alpine Micro, Astro Micro

## A2RU-2A46, A2RU-2A56 - Round and Square Trimmed Adjustable Housing



Fixture Type:

Catalog Number:

Project:

Location:

### PRODUCT DESCRIPTION

Minuscule and mighty, peerless and powerful, the new potent Alpine/Astro Micro launches into the light. An engineering recessed marvel for next generation futurists. Sublime and serviceable, it's an icon for the ages. Atomic breaks the mold with robust illumination from a diminutive aperture, for a clean, quiet ceiling.

### FEATURES

- Low profile housing for installation in shallow plenums
- Suitable for drywall, grid or wood ceiling
- 0 - 20° vertical tilt and 365° horizontal rotation (requires A2RU-TOOL, sold separately)
- Replaceable LED Light Engine
- 5 year warranty

### SPECIFICATIONS

<b>Construction:</b>	Durable die-cast aluminum housing
<b>Dimming:</b>	100% - 1% ELV, TRIAC and 0-10V
<b>Input Power:</b>	11W
<b>Light Source:</b>	High output COB LED rated life of 50,000 hours
<b>Mounting:</b>	Suitable for installations on grid, wood or drywall ceilings.
<b>Ceiling thickness:</b>	Drywall & Grid: 1/2" - 3/4" Wood: 1/2" - 2"
<b>Standards:</b>	ETL & cETL Damp location listed, IC rated Airtight Title 24 JA8 Compliant

Housings (Order Trim and Power Supply Separately)	Model	Power	Color Temp	CRI
	<b>A2RU-2A46</b> Round Trim IC-Rated, Airtight	11W	<b>27</b> 2700K <b>30</b> 3000K <b>35</b> 3500K <b>40</b> 4000K <b>DW</b> 3000K - 1800K	90
	<b>A2RU-2A56</b> Square Trim IC-Rated, Airtight	11W	<b>27</b> 2700K <b>30</b> 3000K <b>35</b> 3500K <b>40</b> 4000K <b>DW</b> 3000K - 1800K	90

### A2RU-\_\_\_\_\_-\_\_\_\_

Example: A2RU-2A46-27

Please see next page for power supply units (required)




aispire.com	Headquarters, East Manufacturing Facility	South East Manufacturing Facility	Central Manufacturing Facility	West Manufacturing Facility
Phone (800) 526.2588	44 Harbor Park Drive	1600 Distribution Ct	1700 South J Elmer Freeway, Ste	1750 S Archibald Ave
Fax (800) 526.2585	Port Washington, NY 11050	Lithia Springs, GA 30122	100 Cedar Hill, TX 75104	Ontario, CA 91761

# Alpine Micro, Astro Micro

## A2RU-2A46, A2RU-2A56 - Round and Square Trimmed Adjustable Housing



Remote Power Supply (Required) -  
Order separately from trims and housings

	Model	Input	Output	Max # of fixtures per channel	Dimmable	
	<b>A2D60-0600A1*</b>	120V - 277V	1 Channel UL Class 2	1 per Channel	100%-1% ELV, TRIAC, 0-10V	8 3/4" x 2" x 1 3/8"
	<b>A2D60-0600A6</b>	120V - 277V	6 Channels UL Class 2	1 per Channel	100%-1% ELV, TRIAC, 0-10V	10 7/8" x 3 7/8" x 1 3/8"
	<b>A2D20-BK*</b>	120V	4 Channels UL Class 2	Up to 2 per Channel	100%-1% DMX 512-A, DMX 512	12 7/16" x 9 1/8" x 2 7/8"
	<b>A2D40-BK*</b>	120V	8 Channels UL Class 2	Up to 2 per Channel	100%-1% DMX 512-A, DMX 512	12 7/16" x 14 15/16" x 2 7/8"


Example: **A2D60-0600A6**

\* Not compatible with "DW" (Dim-to-Warm) housing.

Home-run wiring. Recommended maximum distance between power supply and compatible light fixture is shown in below table:

	18 AWG	16 AWG	14 AWG	12 AWG
Maximum distance between power supply and light fixture	100 ft	150 ft	200 ft	250 ft

Accessory (Sold Separately)

	Model	Description
	<b>A2RU-TOOL</b>	Tool for angle adjustment and removal of trim and light engine

Example: **A2RU-TOOL**

Replacement Light Engine

<b>RPL-R1A-MOD-927</b>
<b>RPL-R1A-MOD-930</b>
<b>RPL-R1A-MOD-935</b>
<b>RPL-R1A-MOD-940</b>
<b>RPL-R1A-MOD-WD</b>

Example: **RPL-R1A-MOD-930**