


Alpine Micro, Astro Micro

A2RU-246, A2RU-256 - Round and Square Trimmed Downlight Housing



Fixture Type:

Catalog Number:

Project:

Location:

PRODUCT DESCRIPTION

Minuscule and mighty, peerless and powerful, the new potent Alpine/Astro Micro launches into the light. An engineering recessed marvel for next generation futurists. Sublime and serviceable, it's an icon for the ages. Atomic breaks the mold with robust illumination from a diminutive aperture, for a clean, quiet ceiling.

FEATURES

- Low profile housing for installation in shallow plenums
- Suitable for drywall, grid or wood ceiling
- Accepts trimmed downlight, pinhole or wall wash trims
- Replaceable LED Light Engine
- 5 year warranty

SPECIFICATIONS

Construction:	Durable die-cast aluminum housing
Dimming:	100% - 1% ELV, TRIAC and 0-10V
Input Power:	11W
Light Source:	High output COB LED rated life of 50,000 hours
Mounting:	Suitable for installations on grid, wood or drywall ceilings.
Ceiling thickness:	Drywall & Grid: 1/2" - 3/4" Wood: 1/2" - 2"
Standards:	ETL & cETL Wet location listed, IC rated Airtight Title 24 JA8 Compliant

Housings (Order Trim and Power Supply Separately)	Model	Power	Color Temp	CRI
	A2RU-246 Round Trim IC-Rated, Airtight	11W	27 2700K 30 3000K 35 3500K 40 4000K DW 3000K - 1800K	90
	A2RU-256 Square Trim IC-Rated, Airtight	11W	27 2700K 30 3000K 35 3500K 40 4000K DW 3000K - 1800K	90




A2RU-____-

Example: A2RU-246-27

Please see next page for power supply units (required)

aispire.com	Headquarters, East Manufacturing Facility	South East Manufacturing Facility	Central Manufacturing Facility	West Manufacturing Facility
Phone (800) 526.2588	44 Harbor Park Drive	1600 Distribution Ct	1700 South J Elmer Freeway, Ste	1750 S Archibald Ave
Fax (800) 526.2585	Port Washington, NY 11050	Lithia Springs, GA 30122	100 Cedar Hill, TX 75104	Ontario, CA 91761

Remote Power Supply (Required) -
Order separately from trims and housings

	Model	Input	Output	Max # of fixtures per channel	Dimmable	
	A2D60-0600A1*	120V - 277V	1 Channel UL Class 2	1 per Channel	100%-1% ELV, TRIAC, 0-10V	8 3/4" x 2" x 1 3/8"
	A2D60-0600A6	120V - 277V	6 Channels UL Class 2	1 per Channel	100%-1% ELV, TRIAC, 0-10V	10 7/8" x 3 7/8" x 1 3/8"
	A2D20-BK*	120V	4 Channels UL Class 2	Up to 2 per Channel	100%-1% DMX 512-A, DMX 512	12 7/16" x 9 1/8" x 2 7/8"
	A2D40-BK*	120V	8 Channels UL Class 2	Up to 2 per Channel	100%-1% DMX 512-A, DMX 512	12 7/16" x 14 15/16" x 2 7/8"


Example: **A2D60-0600A6**

* Not compatible with "DW" (Dim-to-Warm) housing.

Home-run wiring. Recommended maximum distance between power supply and compatible light fixture is shown in below table:

	18 AWG	16 AWG	14 AWG	12 AWG
Maximum distance between power supply and light fixture	100 ft	150 ft	200 ft	250 ft

Accessory (Sold Separately)

	Model	Description
	A2RU-TOOL	Service tool for removing trim and light engine

Example: **A2RU-TOOL**

Replacement Light Engine

RPL-R1A-MOD-927
RPL-R1A-MOD-930
RPL-R1A-MOD-935
RPL-R1A-MOD-940
RPL-R1A-MOD-WD

Example: **RPL-R1A-MOD-930**