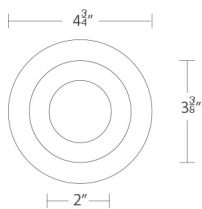


ALPINE RPS 3.5" Adjustable Pinhole Trim/Trimless


A1RE-P46, A1RE-P47



Trim



Trimless



Fixture Type:

Catalog Number:

Project:

Location:

FINISHES



White

| Trim | Housing Type | Forward Voltage | Maximum Drive Current | Power | Max # of Fixtures | Beam | Color Temp | Lumens | CBCP | Finish |
|---|--------------|-----------------|-----------------------|-------|-------------------|------------------|------------------------|------------|--------------|-----------------|
| A1RE-P46 Round Trim Adjustable Pinhole | A2RE | 36VDC | 300mA | 10W | 1 per Channel | Spot 16° | 927 2700K 930 3000K | 720 770 | 5008 5385 | WT White |
| | | | | | | Narrow Flood 32° | 927 2700K 930 3000K | 630 675 | 1425 1532 | |
| | | | | | | Flood 44° | 927 2700K 930 3000K | 580 625 | 824 886 | |
| | A3RE | 18VDC | 450mA | 7.5W | 2 per Channel | Spot 16° | 927 2700K 930 3000K | 540 580 | 3756 4039 | |
| | | | | | | Narrow Flood 32° | 927 2700K 930 3000K | 475 505 | 1069 1149 | |
| | | | | | | Flood 44° | 927 2700K 930 3000K | 435 470 | 618 665 | |
| A1RE-P47 Round Trimless Adjustable Pinhole | A2RE | 36VDC | 300mA | 10W | 1 per Channel | Spot 16° | 927 2700K 930 3000K | 720 770 | 5008 5385 | |
| | | | | | | Narrow Flood 32° | 927 2700K 930 3000K | 630 675 | 1425 1532 | |
| | | | | | | Flood 44° | 927 2700K 930 3000K | 580 625 | 824 886 | |
| | A3RE | 18VDC | 450mA | 7.5W | 2 per Channel | Spot 16° | 927 2700K 930 3000K | 540 580 | 3756 4039 | |
| | | | | | | Narrow Flood 32° | 927 2700K 930 3000K | 475 505 | 1069 1149 | |
| | | | | | | Flood 44° | 927 2700K 930 3000K | 435 470 | 618 665 | |

Example: A1RE-P46-WT

DESCRIPTION

ALPINE RPS offers performance features in a simple but versatile package for residential and commercial applications alike. One housing can be used for downlight, adjustable, pinhole, wall wash.

FEATURES

- AISPIRE remote power supply (RPS) required, sold separately
- 3 beam angle options included:
Narrow flood beam film pre-installed, interchangeable flood beam film supplied, remove film for spot beam.
- IC-Rated and Airtight when used with new construction housings.
- Non IC-Rated and Airtight when used with remodel housings.
- Adjustable LED light engine included with housing:
Vertical adjustment 0-30°, Horizontal Adjustment 360°
- Shallow housing under 4" depth
- 5 year warranty

SPECIFICATIONS

| | |
|-------------------------------------|---|
| Construction: | Die-cast aluminum trim and heat sink |
| Input Power: | Class 2 low voltage, DC power See fixture configuration table above |
| Remote Power Supplies (RPS): | A2D20-BK, A2D40-BK. Reference compatible RPS specifications for further requirements |
| Dimming: | Refer to RPS specifications for protocol and compatibility |
| Light Source: | High output 3 Step MacAdam Ellipse LEDs, 90+ CRI Rated life of 50,000 hours. |
| Mounting: | Retention clips firmly hold trim to housing |
| Finish: | Powder coated white. |
| Ceiling Thickness: | 1/2" - 1" |
| Standards: | UL & cUL, Wet location listed. |
| Operating Temp: | -4°F to 104°F (-20°C to 40°C) |

aispire.com
Phone (800) 526.2588
Fax (800) 526.2585

Headquarters/Eastern Distribution Center
44 Harbor Park Drive
Port Washington, NY 11050

Central Distribution Center
1600 Distribution Ct
Lithia Springs, GA 30122

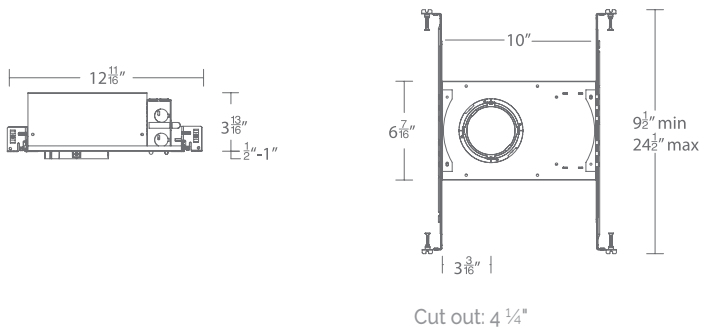
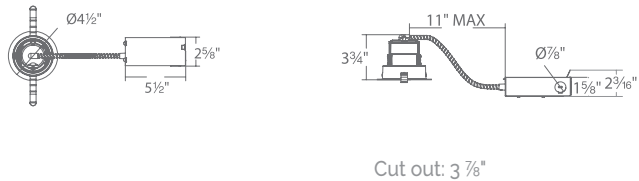
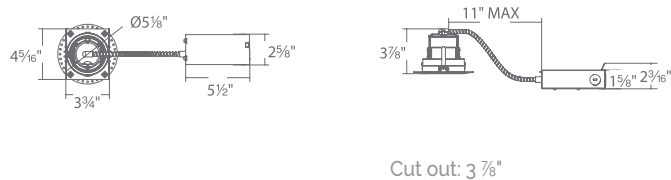
Western Distribution Center
1750 Archibald Avenue
Ontario, CA 91760

ALPINE RPS 3.5" Adjustable Pinhole Trim/Trimless

A1RE-P46, A1RE-P47



Housing (Required) - Order separately from trims

| | Model | Voltage | Power | Color Temp |
|---|--|---------|-------|------------------------------------|
| <p><i>New Construction (Trim/Trimless)</i></p>  <p>Cut out: 4 1/4"</p> | A2RE-248M <i>IC-Rated Airtight</i> | 36VDC | 10W | 27 2700K 30 3000K |
| | A3RE-248M <i>IC-Rated Airtight</i> | 18VDC | 7.5W | 27 2700K 30 3000K |
| <p><i>Remodel Trim</i></p>  <p>Cut out: 3 7/8"</p> | A2RE-346M <i>Non IC-Rated Airtight</i> | 36VDC | 10W | 27 2700K 30 3000K |
| | A3RE-346M <i>Non IC-Rated Airtight</i> | 18VDC | 7.5W | 27 2700K 30 3000K |
| <p><i>Remodel Trimless</i></p>  <p>Cut out: 3 7/8"</p> | A2RE-347M <i>Non IC-Rated Airtight</i> | 36VDC | 10W | 27 2700K 30 3000K |
| | A3RE-347M <i>Non IC-Rated Airtight</i> | 18VDC | 7.5W | 27 2700K 30 3000K |

Example: A2RE-248M-30

FEATURES

- Adjustable LED light engine included with housing:
- Vertical Adjustment 0-30°, Horizontal Adjustment 360°
- Trim or trimless with die-cast spackle frame included.
- Accepts one optional honeycomb louver or optical lens.

GLARE CONTROL ACCESSORIES sold separately

| | | |
|---------|-----|------------------|
| LENS-16 | HCL | Honeycomb Louver |
|---------|-----|------------------|

LENS ACCESSORIES SOLD SEPARATELY

| | | |
|---------|-----|-----------------|
| LENS-16 | AMB | Amber |
| | RED | Red |
| | FR | Frosted |
| | SPR | Spread |
| | BEL | Beam Elongating |

aispire.com
Phone (800) 526.2588
Fax (800) 526.2585

Headquarters/Eastern Distribution Center
44 Harbor Park Drive
Port Washington, NY 11050

Central Distribution Center
1600 Distribution Ct
Lithia Springs, GA 30122

Western Distribution Center
1750 Archibald Avenue
Ontario, CA 91760

AiSPiRE® Remote Power Supply (RPS)

A2D LED DMX Power Unit



| Model | # of channels | Finish |
|---|---------------|----------|
| A2D20 2 x 75W Class 2 output DMX LED power unit | 4 | BK Black |
| A2D40 4 x 75W Class 2 output DMX LED power unit | 8 | BK Black |

Example: A2D20-BK

FINISHES



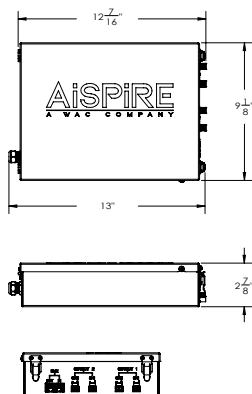
Black

FEATURES

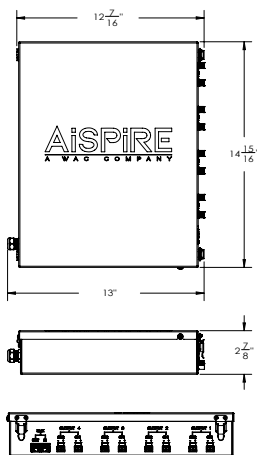
- 75W Max. Output Power (Per DMX Power Unit)
- 250mA-1500mA output current selection
- Class 2 power supply
- Built-in DMX512 interface
- IP20 rating
- UL Damp location listed

LINE DRAWING

A2D20 - 4 Channel



A2D40 - 8 Channel



INPUT

| | |
|-----------------------------------|-----------------|
| Voltage Range: | 120VAC |
| Frequency Range: | 50/60Hz |
| Power Factor: | 0.99 @100VAC |
| THD: | <15% @full load |
| Current: | 0.9A @100VAC |
| Standby Power Consumption: | <0.5w |

OUTPUT

| | |
|----------------------------|--|
| LED Channels: | APD20-BK: 4 Channels APD40-BK: 8 Channels |
| Selectable Current: | 250mA, 300mA, 350mA, 400mA, 450mA, 500mA, 600mA, 700mA, 800mA, 900mA, 1A, 1.1A, 1.2A, 1.3A, 1.4A, 1.5A |
| DC Voltage Range: | 6-48VDC |
| Current Tolerance: | ± 3% |
| Rated Power: | 72W per channel 75W max (per 2-channel output) |

CONTROL

| | |
|--------------------------|-------------------------------|
| Control Protocol: | DMX 512-A, DMX 512 |
| Dimming Range: | 0%-100% |
| Control Input: | DMX RJ45 |
| Dimming Curve: | Linear/Logarithm (Selectable) |

PROTECTION

| | |
|--|---|
| Short Circuit, Over Voltage, Over Temp: | Recovers automatically after fault condition is removed |
|--|---|

ENVIRONMENT

| | |
|--------------------------------|-----------------------------|
| Ambient Operating Temp: | -4°F - 113°C (-20°F - 45°C) |
|--------------------------------|-----------------------------|

SAFETY & EMC

- Safety Standard: UL, Damp Location
- EMC Emission: FCC Part 15 Class B
- Surge Immunity: Line-Line 1 kV

aispire.com
Phone (800) 526.2588
Fax (800) 526.2585

Headquarters/Eastern Distribution Center
44 Harbor Park Drive
Port Washington, NY 11050

Central Distribution Center
1600 Distribution Ct
Lithia Springs, GA 30122

Western Distribution Center
1750 Archibald Avenue
Ontario, CA 91760