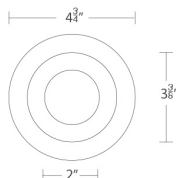


ALPINE RPS 3.5" Adjustable Downlight Trim/Trimless

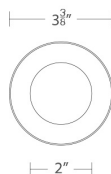
A1RE-D46, A1RE-D47



Trim



Trimless



Fixture Type:

Catalog Number:

Project:

Location:

FINISHES



White

Haze/White

Haze

Trim	Housing Type	Forward Voltage	Maximum Drive Current	Power	Max # of Fixtures	Beam	Color Temp	Lumens	CBCP	Finish	
A1RE-D46 Round Trim Downlight & Adjustable	A2RE	36VDC	300mA	10W	1 per Channel	Spot 16°	927 2700K 930 3000K	855 4989 920 5364	4989 1463 1574	HZWT WT	Haze/White White
						Narrow Flood 36°	927 2700K 930 3000K	840 905			
						Flood 51°	927 2700K 930 3000K	805 865			
	A3RE	18VDC	450mA	7.5W	2 per Channel	Spot 16°	927 2700K 930 3000K	640 3740 690 4023	3740 1097 1181		
						Narrow Flood 36°	927 2700K 930 3000K	630 680			
						Flood 51°	927 2700K 930 3000K	605 629 650 677			
A1RE-D47 Round Trimless Downlight & Adjustable	A2RE	36VDC	300mA	10W	1 per Channel	Spot 16°	927 2700K 930 3000K	855 4989 920 5364	4989 1463 1574	HZ WT	Haze White
						Narrow Flood 36°	927 2700K 930 3000K	840 905			
						Flood 51°	927 2700K 930 3000K	805 865			
	A3RE	18VDC	450mA	7.5W	2 per Channel	Spot 16°	927 2700K 930 3000K	640 3740 690 4025	3740 1097 1180		
						Narrow Flood 36°	927 2700K 930 3000K	630 680			
						Flood 51°	927 2700K 930 3000K	605 629 650 676			

Example: A1RE-D46-WT

DESCRIPTION

ALPINE RPS offers performance features in a simple but versatile package for residential and commercial applications alike. One housing can be used for downlight, adjustable, pinhole, wall wash.

FEATURES

- AISPIRE remote power supply (RPS) required, sold separately
- 3 beam angle options included:
Narrow flood beam film pre-installed, interchangeable flood beam film supplied, remove film for spot beam.
- IC-Rated and Airtight when used with new construction housings.
- Non IC-Rated and Airtight when used with remodel housings.
- Adjustable LED light engine included with housing:
Vertical adjustment 0-30°, Horizontal Adjustment 360°
- Shallow housing under 4" depth
- 5 year warranty

SPECIFICATIONS

Construction:	Die-cast aluminum trim and heat sink.
Input Power:	Class 2 low voltage, DC power. See fixture configuration table above.
Remote Power Supplies (RPS):	A2D20-BK, A2D40-BK. Reference compatible RPS specifications for further requirements.
Dimming:	Refer to RPS specifications for protocol and compatibility.
Light Source:	High output 3 Step MacAdam Ellipse LEDs, 90+ CRI Rated life of 50,000 hours.
Mounting:	Retention clips firmly hold trim to housing.
Finish:	Powder coated white, enamel-coated haze.
Ceiling Thickness:	1/2" - 1"
Standards:	UL & cUL, Wet location listed.
Operating Temp:	-4°F to 104°F (-20°C to 40°C)

aispire.com
Phone (800) 526.2588
Fax (800) 526.2585

Headquarters/Eastern Distribution Center
44 Harbor Park Drive
Port Washington, NY 11050

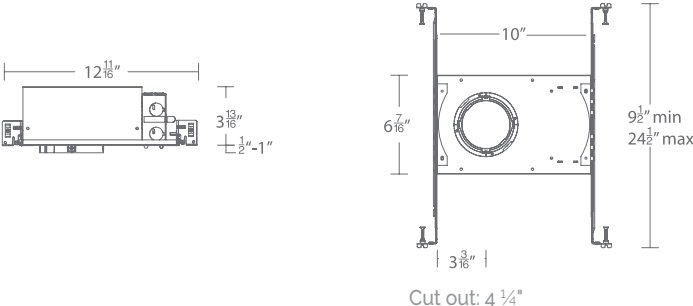
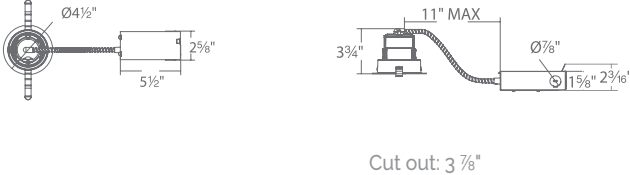

Central Distribution Center
1600 Distribution Ct
Lithia Springs, GA 30122

Western Distribution Center
1750 Archibald Avenue
Ontario, CA 91760

ALPINE RPS 3.5" Adjustable Downlight Trim/Trimless
A1RE-D46, A1RE-D47



Housing (Required) - Order separately from trims

	Model	Voltage	Power	Color Temp
<p><i>New Construction (Trim/Trimless)</i></p> 	A2RE-248M <i>IC-Rated Airtight</i>	36VDC	10W	27 30 2700K 3000K
	A3RE-248M <i>IC-Rated Airtight</i>	18VDC	7.5W	27 30 2700K 3000K
<p><i>Remodel Trim</i></p> 	A2RE-346M <i>Non IC-Rated Airtight</i>	36VDC	10W	27 30 2700K 3000K
	A3RE-346M <i>Non IC-Rated Airtight</i>	18VDC	7.5W	27 30 2700K 3000K
<p><i>Remodel Trimless</i></p> 	A2RE-347M <i>Non IC-Rated Airtight</i>	36VDC	10W	27 30 2700K 3000K
	A3RE-347M <i>Non IC-Rated Airtight</i>	18VDC	7.5W	27 30 2700K 3000K

Example: A2RE-248M-30

FEATURES

- Adjustable LED light engine included with housing:
- Vertical Adjustment 0-30°, Horizontal Adjustment 360°
- Trim or trimless with die-cast spackle frame included.
- Accepts one optional honeycomb louver or optical lens.

GLARE CONTROL ACCESSORIES sold separately

LENS-16	HCL	Honeycomb Louver
---------	-----	------------------

LENS ACCESSORIES SOLD SEPARATELY

LENS-16	AMB	Amber
	RED	Red
	FR	Frosted
	SPR	Spread
	BEL	Beam Elongating

AiSPiRE® Remote Power Supply (RPS)

A2D LED DMX Power Unit



* See RPS spec sheet for wiring diagram details

INPUT

Voltage Range:	120VAC
Frequency Range:	50/60Hz
Power Factor:	0.99 @100VAC
THD:	<15% @full load
Current:	0.9A @100VAC
Standby Power Consumption:	<0.5w

OUTPUT

LED Channels:	APD20-BK: 4 Channels APD40-BK: 8 Channels
Selectable Current:	250mA, 300mA, 350mA, 400mA, 450mA, 500mA, 600mA, 700mA, 800mA, 900mA, 1A, 1.1A, 1.2A, 1.3A, 1.4A, 1.5A
DC Voltage Range:	6-48VDC
Current Tolerance:	± 3%
Rated Power:	72W per channel 75W max (per 2-channel output)

CONTROL

Control Protocol:	DMX 512-A, DMX 512
Dimming Range:	0%-100%
Control Input:	DMX RJ45
Dimming Curve:	Linear/Logarithm (Selectable)

PROTECTION

Short Circuit, Over Voltage, Over Temp:	Recovers automatically after fault condition is removed
--	---

ENVIRONMENT

Ambient Operating Temp:	-4°F - 113°C (-20°F - 45°C)
--------------------------------	-----------------------------

SAFETY & EMC

- Safety Standard: UL, Damp Location
- EMC Emission: FCC Part 15 Class B
- Surge Immunity: Line-Line 1 kV

Model	# of channels	Finish
A2D20 2 x 75W Class 2 output DMX LED power unit	4	BK Black
A2D40 4 x 75W Class 2 output DMX LED power unit	8	

Example: **A2D20-BK**

FINISHES



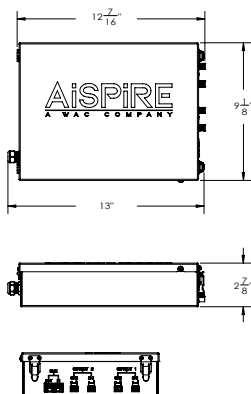
Black

FEATURES

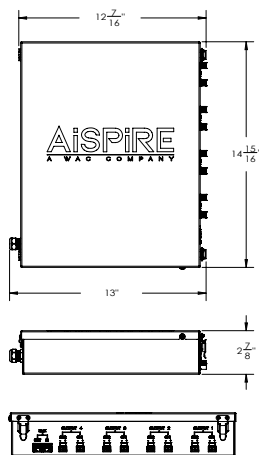
- 75W Max. Output Power (Per DMX Power Unit)
- 250mA-1500mA output current selection
- Class 2 power supply
- Built-in DMX512 interface
- IP20 rating
- UL Damp location listed

LINE DRAWING

A2D20 - 4 Channel



A2D40 - 8 Channel



aispire.com
Phone (800) 526.2588
Fax (800) 526.2585

Headquarters/Eastern Distribution Center
44 Harbor Park Drive
Port Washington, NY 11050

Central Distribution Center
1600 Distribution Ct
Lithia Springs, GA 30122

Western Distribution Center
1750 Archibald Avenue
Ontario, CA 91760