


AURORA

A1RD-W462, A1RD-W562 3.5" Color Changing - Wall Wash



Fixture Type:

Catalog Number:

Project:

Location:

FINISHES



Haze



White



Black

Model	Beam	Delivered Lumens @ 3000K	Color Temp	Color Temp
A1RD-W462 (Round Non-IC)	A Asymmetrical	520	Color Changing	HZWT Haze/White WT White BKWT Black/White
A1RD-W562 (Square Non-IC)	A Asymmetrical	515	Color Changing	HZWT Haze/White WT White BKWT Black/White
A1RD-W_62ACC_---- Example: A1RD-W462A-CCWT				

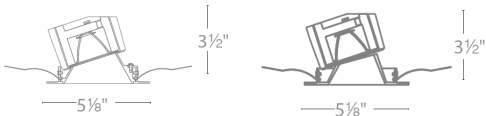
DESCRIPTION

Designed to fit in tight plenum space

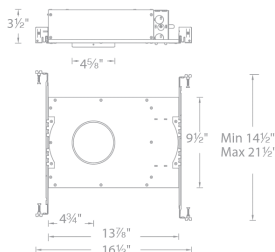
FEATURES

- Color Changing
- App-controlled brightness
- 3.5" trim aperture and 3.5" housing height
- 35° cut-off angle for downlight
- Sold as a complete unit, housing and trim included

LINE DRAWING



LINE DRAWING (HOUSING)



SPECIFICATIONS

- Construction:** Die-cast aluminum trim with extruded aluminum heat sink
- Dimming:** Bluetooth, 0-10V, DMX
- Input:** 120V-277V AC
- Power:** 22W, power factor 0.98
- Finish:** Powder coated White and Black; Enamel coated Haze
- Standards:** ETL & cETL Listed, wet location listed trims
- Ceiling thickness:** 1/2" - 1 1/2"

HOUSING (Sold as complete unit)

New Construction, Airtight Housing



Shown with open square white trim

aispire.com
Phone (800) 526.2588
Fax (800) 526.2585

Headquarters/Eastern Distribution Center
44 Harbor Park Drive
Port Washington, NY 11050

Central Distribution Center
1600 Distribution Ct
Lithia Springs, GA 30122

Western Distribution Center
1750 Archibald Avenue
Ontario, CA 91760



WHAT IS AURORA?

- Gradients of saturated colors from 1 - 100%
- On board closed loop thermal feedback compensates each color channel for thermally induced variations in optical output due to tuning, dimming or ambient temperatures.
- On board closed loop optical feedback measures the lumen depreciation of each channel and rebalances the color model to ensure color consistency over the 50,000 hour life of the module.

WHY PAINT WITH FULL SPECTRUM LIGHT?

Until recently, all light – sunlight, firelight, candlelight, incandescent light – was full spectrum light. Full spectrum light contains all of the visible colors, and, like sunlight, renders colors naturally. Creating electric sunlight means that we needed to mix multiple colors (also known as channels) to replicate the color, beauty and range of sunlight.

WHAT ARE THE BENEFITS OF TUNABLE COLOR?

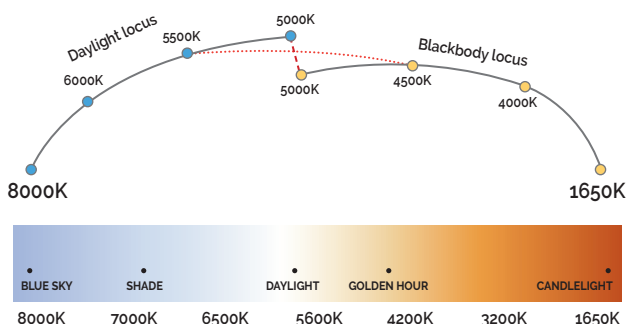
The 1650-8000K tunable range, 90+ CRI color quality, LED dimming to 0.1%, <2 SDCM color consistency over life, and access to a wide gamut of colors enable the delivery of different lighting profiles that expertly resolve the multiple lighting objectives in your room.

WHAT ARE THE TWO LIGHTING PROFILES OFFERED?

The tunable color profile features a broad tunable range from 1650K to 8000K. The light tracks the CIE Blackbody locus from 1650 - 4500K and then smoothly transitions to the Daylight locus from 4500K to 8000K — emulating natural daylight from sunrise to sunset. The warm-dim halogen profile recreates traditional dimming by emulating a halogen lamp from 3050K at full brightness to 1800K at 0.1%.



The Best Light: Aurora recreates and controls light that emulates the spectral quality of daylight — accesses a rich gamut of pastels and saturated colors to unveil new design frontiers.



DYNAMIC DAYLIGHT
Blackbody to Daylight Curve



LED DIMMING
100% - 0.1%



ARCHITECTURE & LANDSCAPE ILLUMINATION

There are extraordinary opportunities in the outdoor lighting environment for controlled illumination. Especially with the addition of robust control of saturation and hue, designers and owners enjoy a level of precision, before thought impossible. Facades can be painted with the exact color desired, and plant materials can be individually selected and then illuminated. Scenes can be preset, and corporate brand colors can be introduced without gels or filters, which invariably shift over time.

CONTROL COMPATIBILITY

ANALOG - DMX can be used to control Dimming and CCT independently, or program Scenes - in any combination of Dimming, CCT, Saturation, and Hue - and recall them with presets or the WAC iOS App.

IOS - Used in conjunction with Digital or Analog controls, each module can be wirelessly commissioned and then the radio turns off for enhanced security.

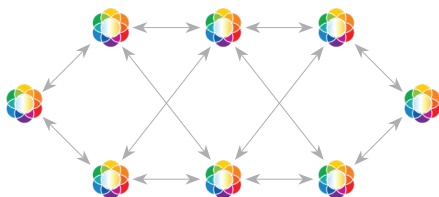


0 - 10v



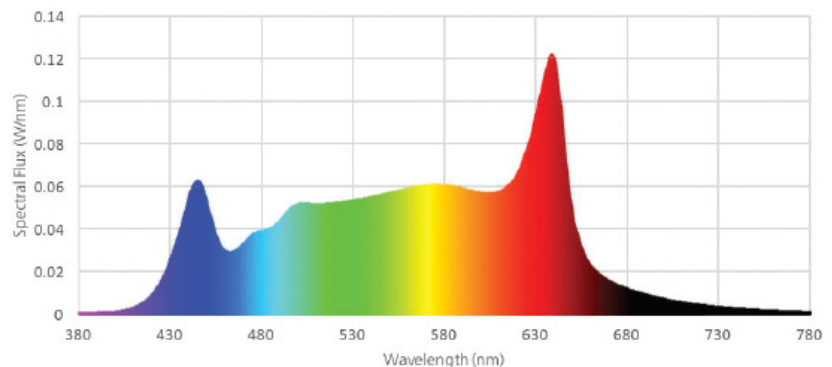
COLOR CONSISTENCY

For fixture-to-fixture color consistency, the light maintain less than 2 Standard Deviation Color Matching over life. 95% of the general population cannot distinguish any difference in the color of light that is <2 SDCM.



COLOR CONSISTENCY OVER LIFE
Less than 2 SDCM

AURORA SPECTRAL DISTRIBUTION CURVE (SPD)



AURORA
SPD at 4000K