

Atmosphere Pro 4.5"

A1RB-D Downlight Trim



Fixture Type:

Catalog Number:

Project:

Location:

FINISHES



Model	Beam		Lumens	CBCP	Color Temp	CRI	Finishes	Reflector/Trim
			Reference Output*	Reference Output*				
A1RB-D46 Round Trim A1RB-D56 Square Trim	N 25°	Round	2520	6915	C1	2700-6500K	98	BK BKWT CB HZ HZWT WT
		Square	2680	7365				
	F 45°	Round	2495	3990				
		Square	2640	4220				
	W 60°	Round	2565	2730				
		Square	2715	2890				
	N 25°	Round	2295	6420	C2	1800-4000K	98	BK BKWT CB HZ HZWT WT
		Square	2445	6835				
	F 45°	Round	2185	3600				
		Square	2315	3805				
	W 60°	Round	2215	2460				
		Square	2345	2600				

Example: A1RB-D46N-C1WT

*Reference output show 3000k trim with 3 housing. Use multiplier table below to determine the output for other combinations.

Lumens & CBCP Multiplier		COLOR TEMPERATURE					
C1 (2700K-6500K)	Housing Power Level	2700K	3000K	3500K	4000K	5000K	6500K
		3 (44W)	0.96	1.00	1.06	1.09	1.12
	2 (29W)	0.67	0.70	0.74	0.76	0.78	0.78
	1 (20W)	0.46	0.48	0.51	0.52	0.54	0.53
C2 (1800K-4000K)	Housing Power Level	1800K	2200K	2700K	3000K	3500K	4000K
	3 (44W)	0.68	0.82	0.94	1.00	1.07	1.11
	2 (29W)	0.48	0.57	0.66	0.70	0.75	0.78
	1 (20W)	0.33	0.39	0.45	0.48	0.51	0.53

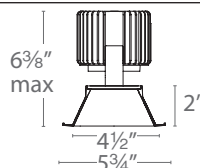
DESCRIPTION

Atmosphere Pro downlight series represents an innovation in design and technology for architectural lighting. This high lumen and adaptable family of fixtures with a comprehensive set of round and square fittings, affords a sustainable solution for commercial, corporate, and upscale residential applications.

FEATURES

- Natural and Vivid Precision LED CCT Tuning
- 2" lens regress for superior glare control
- Field selectable light engine height for cut-off angle adjustment (30°-34°) and accessory use
- Integral patterned tempered trim lens included standard
- Compatible with a wide range of accessories
- 8 year product warranty

LINE DRAWING

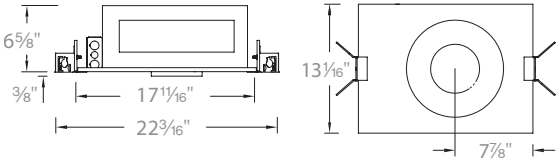
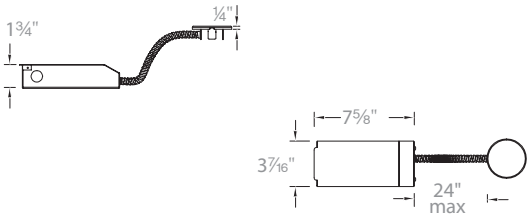


SPECIFICATIONS

- Construction:** Durable die-cast self-flanged aluminum construction
- Input:** Universal 120 - 277V AC 50/60 Hz
- Dimming:** 2 Channel 0-10V: 100-0.1%;
2 Channel DMX 512 RDM: 100-0.1%
Linear dimming, 1st input channel intensity changing, 2nd input channel is CCT changing.
- Light Source:** High output 3-step Mac Adam Ellipse COB
Rated life of 50,000 hours at L70
- Mounting:** Heavy gauge retention clips support trim firmly.
Safety cabling standard.
Ceiling cut out (Round): Ø 5 1/8"
Ceiling cut out (Square): 5 1/8" x 5 1/8"
Accommodates 1/2" - 1 1/2" ceiling thickness
- Finish:** Electrostatically powder coated White, Black, Enamel coated Haze. Plated and brushed Copper Bronze.
- Standards:** ETL & cETL Wet location Listed, Title 24 JA8 Compliant


Atmosphere Pro 4.5"

A1RB-D Downlight Trim

	Model	Trim	Power	Rating	Driver	Line Drawings
New Construction Airtight	A1RB-246 Round	Trim	1 20W	IC	CT-X DMX CT-Z 0-10V	
	A1RB-256 Square		2 29W 3 44W	IC Non-IC		
Remodel	A1RB-366 Round & Square	Trim	1 20W 2 29W 3 44W	Non-IC Non-IC Non-IC	CT-X DMX CT-Z 0-10V	

Example: **A1RB-3661-CT-X**

FIELD CHANGEABLE GLARE CONTROL AND OPTIC SYSTEM



Accessory holder

LENS-73-HLD

Required to hold lens and glare control accessories

Glare control accessories

LENS-73-HCL

Honeycomb Louver

LENS-73-CRL

Cross Louver

Lens

LENS-73-AMB

Amber lens

LENS-73-RED

Red lens

LENS-73-FR

Frosted lens

LENS-73-SPR

Spread lens

LENS-73-BEL

Beam Elongating

Interchangeable Reflector

REF-R4-N

Narrow Flood beam reflector

REF-R4-F

Flood beam reflector

REF-R4-W

Wide beam reflector



Natural White CCT Tuning:

The CCT of an Atmosphere fixture may be adjusted.

Using the DMX byte values in the adjacent table mapped to CH1 and CH2 of the desired output, the Atmosphere fixture may be tuned in increments of 100K (Kelvin) from 2700K to 6500K for C1 and 1800K to 4000K for C2, at full intensity.

Note: Through compatible RDM tool, fixture channels can be reassigned to desired consecutive channels. Factory default is DMX channel 1 and 2.

ATMOSPHERE PRO 4.5" DMX Value vs CCT

C1 DMX
Byte Values at Full Intensity

CCT (K)	CH 1: Intensity	CH 2: CCT
6500	255	252
6400	255	249
6300	255	245
6200	255	243
6100	255	241
6000	255	237
5900	255	234
5800	255	230
5700	255	226
5600	255	222
5500	255	218
5400	255	214
5300	255	210
5200	255	205
5100	255	200
5000	255	195
4900	255	190
4800	255	185
4700	255	180
4600	255	175
4500	255	170
4400	255	164
4300	255	158
4200	255	151
4100	255	143
4000	255	134
3900	255	125
3800	255	119
3700	255	110
3600	255	101
3500	255	92
3400	255	83
3300	255	74
3200	255	64
3100	255	53
3000	255	41
2900	255	29
2800	255	15
2700	255	0

C2 DMX
Byte Values at Full Intensity

CCT (K)	CH 1: Intensity	CH 2: CCT
4000	255	255
3900	255	250
3800	255	240
3700	255	230
3600	255	219
3500	255	207
3400	255	196
3300	255	186
3200	255	176
3100	255	163
3000	255	153
2900	255	140
2800	255	130
2700	255	117
2600	255	105
2500	255	92
2400	255	79
2300	255	66
2200	255	51
2100	255	38
2000	255	23
1900	255	10
1800	255	0



Spectral Matching to Natural Light

- ATMOSPHERE technology delivers optimized spectral syncing to natural light in a tunable white solution
- ATMOSPHERE maximizes the emotional elements of light and color to deliver a first class human experience
- ATMOSPHERE significantly reduces the blue spike and cyan valley to deliver a closer match to natural light

What is Human Centric Lighting (HCL)

- Throughout evolution, the human visual system has evolved under the natural light of sun and fire.
- Human-centric lighting by definition encompasses the effects of lighting on the physical and emotional -being of people.
- As part of the HCL initiative, there is a drive to develop "natural" sources of lighting. The human species has been conditioned to function in daylight hours by the light of the sun, and after dusk, of the warm glow of fire. Thus, we define natural light sources as those which match the spectral distribution of sunlight and firelight.

Human Centric Light Spectrum

FEATURES	BENEFITS
Spectrum engineered to closely emulate natural light with reduced short blue wavelength intensity	Full, consistent light spectrum with fewer spectral spikes, the closest match to natural light available
Natural and vivid color rendering	Typical 98 CRI. Excellent TM-30 metrics; Skin tones and artwork render impeccably
High efficacy human-centric spectra	Greater energy savings, lower utility and environment costs
Affordable spectra optimized for humans	Accelerate adoption of full spectrum natural lighting