

Atmosphere Pro 2.5"

A1RA-D Downlight Trim



Fixture Type: _____

Catalog Number: _____

Project: _____

Location: _____

Model	Beam		Lumens Ref Output*	CBCP Ref Output*	Color Temp	CRI	Finishes	Reflector/Trim
A1RA-D48 Round Trim A1RA-D58 Square Trim	N 25°	Round	745	3235	C1 2700-6500K	98	BK BKWT CB HZ HZWT WT	Black Black/White Copper Bronze Haze Haze/White White
		Square	815	3535				
	F 35°	Round	875	2430				
		Square	930	2585				
	W 45°	Round	670	1405				
		Square	795	1675				
	C2 1800K-4000K	N 25°	Round	735	3175	98		
			Square	800	3465			
		F 35°	Round	720	2030			
			Square	770	2160			
		W 45°	Round	630	1290			
			Square	750	1535			

Example: A1RA-D48N-C1WT

*Reference output shows 3000K trim with 2 housing. Use multiplier table below to determine the output for other combinations.

Lumens & CBCP Multiplier		COLOR TEMPERATURE					
C1 (2700K-6500K)	Housing Power Level	2700K	3000K	3500K	4000K	5000K	6500K
	2 (22W)	0.96	1.00	1.06	1.09	1.12	1.11
	1 (15W)	0.65	0.68	0.72	0.74	0.76	0.75
C2 (1800K-4000K)	Housing Power Level	1800K	2200K	2700K	3000K	3500K	4000K
	2 (22W)	0.68	0.82	0.94	1.00	1.07	1.11
	1 (15W)	0.46	0.56	0.64	0.68	0.73	0.75

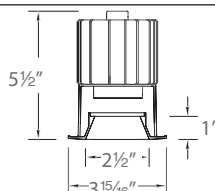
DESCRIPTION

Atmosphere Pro 2.5" Tunable White recessed series represents an innovation in design and technology for architectural lighting. This high lumen and adaptable family of fixtures with a comprehensive set of round and square trims, aords a sustainable solution for commercial, corporate, and upscale residential applications.

FEATURES

- Natural and Vivid Precision LED CCT tuning
- 1" regressed lens for superior glare control
- Integral patterned tempered trim lens included standard
- Compatible with a wide range of accessories
- 8 year product warranty

LINE DRAWING

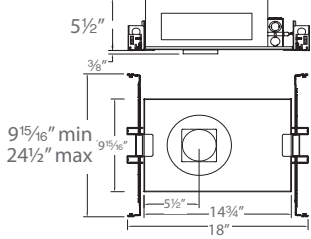
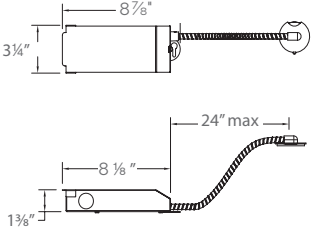


SPECIFICATIONS

- Construction:** Durable die-cast self-flanged aluminum construction
- Input:** Universal 120 - 277V AC 50/60 Hz
- Dimming:** 2 Channel 0-10V: 100-0.1%;
2 Channel DMX 512 RDM: 100-0.1%
Linear dimming. 1st input channel intensity changing, 2nd input channel is CCT changing.
- Light Source:** High output 3-step Mac Adam Ellipse COB
Rated life of 50,000 hours at L70
- Mounting:** Heavy gauge retention clips support trim firmly. Safety cabling standard.
Ceiling cut out Round Trimmed: Ø 3 9/16"
Invisible Trim: Ø 4 1/4"
Ceiling cut out Square Trimmed: 3 9/16" x 3 9/16"
Invisible Trim: 4 1/4" x 4 1/4"
Accommodates 1/2" - 1 1/2" ceiling thickness
- Finish:** Electrostatically powder coated White, Black, Enamel coated Haze, Plated and brushed Copper Bronze.
- Standards:** ETL & cETL Wet location Listed

Atmosphere Pro 2.5"

A1RA-D Downlight Trim

Model	Trim	Power	Driver	Line Drawings
New Construction Airtight	A1RA-24 Round	6 Trim	1 15W IC	
	A1RA-25 Square	7 Invisible Trim	2 22W Non-IC	
Remodel Non-IC	A1RA-366 Round & Square	Trim	1 15W Non-IC 2 22W Non-IC	
	A1RA-347 Round	Invisible Trim		
	A1RA-357 Square			

Example: **A1RA-3661-CT-X**

WOOD AND METAL CEILING ADAPTERS

Round

- A1RA-4-ADP1** 1/2" to 1" ceiling thickness
- A1RA-4-ADP2** 1" to 1 1/2" ceiling thickness

Square

- A1RA-5-ADP1** 1/2" to 1" ceiling thickness
- A1RA-5-ADP2** 1" to 1 1/2" ceiling thickness

FIELD CHANGEABLE GLARE CONTROL AND OPTIC SYSTEM

Accessory holder
Holds up to two lenses or one lens and one glare

Optical cartridge
Allows tool-less exchange of reflectors



ACCESSORY HOLDER sold separately

LENS-16-HLD Required for use with any lens or accessory

INTERCHANGEABLE REFLECTORS

REF-R2-N Narrow Flood beam
REF-R2-F Flood beam
REF-R2-W Wide beam

LENS ACCESSORIES

LENS-16

AMB	Amber
RED	Red
FR	Frosted
SPR	Spread
BEL	Beam Elongating

GLARE CONTROL ACCESSORIES

LENS-16

HCM	Honeycomb Louver
CRL	Cross Louver



Natural White CCT Tuning:

The CCT of an Atmosphere fixture may be adjusted.

Using the DMX byte values in the adjacent table mapped to CH1 and CH2 of the desired output, the Atmosphere fixture may be tuned in increments of 100K (Kelvin) from 2700K to 6500K for C1 and 1800K to 4000K for C2, at full intensity.

Note: Through compatible RDM tool, fixture channels can be reassigned to desired consecutive channels. Factory default is DMX channel 1 and 2.

ATMOSPHERE Pro 2.5" DMX Value vs CCT

C1 DMX
Byte Values at Full Intensity

CCT (K)	CH 1: Intensity	CH 2: CCT
6500	255	252
6400	255	249
6300	255	245
6200	255	241
6100	255	238
6000	255	232
5900	255	229
5800	255	228
5700	255	222
5600	255	217
5500	255	212
5400	255	208
5300	255	204
5200	255	199
5100	255	194
5000	255	190
4900	255	185
4800	255	179
4700	255	173
4600	255	168
4500	255	160
4400	255	152
4300	255	144
4200	255	138
4100	255	131
4000	255	123
3900	255	115
3800	255	107
3700	255	98
3600	255	89
3500	255	80
3400	255	71
3300	255	62
3200	255	51
3100	255	41
3000	255	30
2900	255	16
2800	255	4
2700	255	0

C2 DMX
Byte Values at Full Intensity

CCT (K)	CH 1: Intensity	CH 2: CCT
4000	255	255
3900	255	253
3800	255	247
3700	255	241
3600	255	233
3500	255	225
3400	255	219
3300	255	210
3200	255	202
3100	255	193
3000	255	185
2900	255	176
2800	255	166
2700	255	154
2600	255	141
2500	255	126
2400	255	109
2300	255	82
2200	255	79
2100	255	64
2000	255	46
1900	255	26
1800	255	0



Spectral Matching to Natural Light

- ATMOSPHERE technology delivers optimized spectral syncing to natural light in a tunable white solution
- ATMOSPHERE maximizes the emotional elements of light and color to deliver a first class human experience
- ATMOSPHERE significantly reduces the blue spike and cyan valley to deliver a closer match to natural light

What is Human Centric Lighting (HCL)

- Throughout evolution, the human visual system has evolved under the natural light of sun and fire.
- Human-centric lighting by definition encompasses the effects of lighting on the physical and emotional being of people.
- As part of the HCL initiative, there is a drive to develop "natural" sources of lighting. The human species has been conditioned to function in daylight hours by the light of the sun, and after dusk, of the warm glow of fire. Thus, we define natural light sources as those which match the spectral distribution of sunlight and firelight.

Human Centric Light Spectrum

FEATURES	BENEFITS
Spectrum engineered to closely emulate natural light with reduced short blue wavelength intensity	Full, consistent light spectrum with fewer spectral spikes, the closest match to natural light available
Natural and vivid color rendering	Typical 98 CRI. Excellent TM-30 metrics; Skin tones and artwork render impeccably
High efficacy human-centric spectra	Greater energy savings, lower utility and environment costs
Affordable spectra optimized for humans	Accelerate adoption of full spectrum natural lighting